

ACI Racing Weekend Mugello, 13-14 Luglio 2024

Italian F4 Championship - Results by Class Race 2

Rookie

Laps 15 = 78,675 km - Avg 142,084 km/h - Race Time 33'13.392

No.	Driver	Nat	Entrant	Team	Car	Laps	Time	Gap	Rel.	Fastest Lap
1	80 POWELL Alex	USA	Prema Racing	Prema Racing	Tatuus F4-T421	15	33'13.392		10	1'50.228
2	33 STOLCERMANIS Tomass	LVA	Prema Racing	Prema Racing	Tatuus F4-T421	15	33'21.867	8.475	8.475	13 1'50.765
3	3 POPOV Maksimilian	GRD	PHM AIX Racing	PHM AIX Racing	Tatuus F4-T421	15	33'27.207	13.815	5.340	11 1'50.826
4	51 NAKAMURA-BERTA Kean	JPN	Prema Racing	Prema Racing	Tatuus F4-T421	15	33'27.805	14.413	0.598	10 1'51.350
5P	8 KOSTIC Andrija	SRB	Van Amersfoort Racing	Van Amersfoort Racing	Tatuus F4-T421	15	33'28.980	15.588	1.175	14 1'50.568
6	62 ROBINSON Edward	ESP	AS Motorsport	AS Motorsport	Tatuus F4-T421	15	33'29.625	16.233	0.645	10 1'51.445
7	77 YEH Enzo	CHN	R-ACE GP	R-ACE GP	Tatuus F4-T421	15	33'30.170	16.778	0.545	11 1'50.863
8	11 VIISOREANU Luca	ROU	Real Racing	Real Racing	Tatuus F4-T421	15	33'34.404	21.012	4.234	10 1'51.208
9	92 PETROVIC Andrej	SRB	PHM AIX Racing	PHM AIX Racing	Tatuus F4-T421	15	33'36.572	23.180	2.168	13 1'52.166
10	25 WURZ Oscar	AUT	Jenzer Motorsport	Jenzer Motorsport	Tatuus F4-T421	15	33'38.842	25.450	2.270	10 1'52.556
11	70 MRAD Kamal	AUS	PHM AIX Racing	PHM AIX Racing	Tatuus F4-T421	15	33'40.921	27.529	2.079	10 1'52.354
12	54 HOLGUIN Gabriel	VEN	Maffi Racing	Maffi Racing	Tatuus F4-T421	15	33'41.059	27.667	0.138	11 1'52.682
13	52 SAVINKOV Oleksandr	UKR	AKM Motorsport	AKM Motorsport	Tatuus F4-T421	15	33'42.176	28.784	1.117	12 1'52.225
14	29 BERREBY Nathanael	CHE	Maffi Racing	Maffi Racing	Tatuus F4-T421	15	33'42.568	29.176	0.392	12 1'52.832
15P	73 OLIVIERI Emanuele	ITA	AKM Motorsport	AKM Motorsport	Tatuus F4-T421	15	33'54.462	41.070	11.894	10 1'51.376
----- Not Classified -----										
RET	22 FREY Enea	CHE	Jenzer Motorsport	Jenzer Motorsport	Tatuus F4-T421	5	13'10.949	10 Laps	5	1'52.423
RET	71 REHM Maxim	DEU	US Racing	US Racing	Tatuus F4-T421	0				
RET	53 ALDEREYAANE Omar	SAU	AKM Motorsport	AKM Motorsport	Tatuus F4-T421	0				
RET	37 FIORENTINO Filippo	BRA	Cram Motorsport	Cram Motorsport	Tatuus F4-T421	0				
RET	19 ANURAG Kabir	SGP	US Racing	US Racing	Tatuus F4-T421	0				

Starting: 20 Classified: 15 Not Classified: 0 Retired: 5 Not Started: 0
 Fastest Lap N. 10 No. 80 Alex Powell Time 1'50.228 Avg. 171,299 Km/h

Humidity:	41%	Air	30°C
Condition:	DRY	Track	38°C

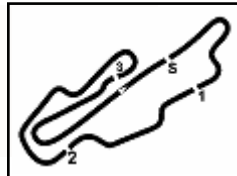
Clerk of the Course : Antonio Canu

Race Director : Alessandro Ferrari

Start	End
13/07/2024 19:11	19:45

Powered by FICr PERUGIA TIMING



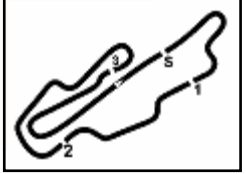


Aut.Int. Mugello 5.245 m

ACI Racing Weekend Mugello, 13-14 Luglio 2024
Italian F4 Championship - Lap Chart Race 2

	Lap														
	1	2	3	4	5	6	7	8	9	10	11	12	13	14	15
1	27	27	27	27	27	27	27	27	27	27	27	27	27	27	27
2	14	14	14	14	14	14	14	31	31	31	31	31	31	31	31
3	31	31	31	31	31	31	31	36	14	14	14	14	14	14	14
4	6	6	6	6	36	36	36	14	36	36	36	36	36	36	36
5	36	36	36	36	6	6	6	6	6	6	6	6	6	6	6
6	50	50	50	50	50	50	50	80	80	80	80	80	80	80	80
7	80	80	80	80	80	80	80	50	50	21	21	21	21	21	21
8	45	45	45	45	45	45	45	21	50	50	50	12	12	12	12
9	33	33	33	33	33	21	21	21	45	12	12	12	50	50	33
10	21	21	21	21	21	33	33	23	12	45	45	33	33	33	10
11	12	12	12	12	12	12	12	33	33	33	33	10	10	10	50
12	73	73	73	73	73	23	23	12	10	10	10	23	23	23	23
13	23	23	23	23	22	10	10	10	23	23	23	45	8	8	8
14	22	22	22	22	23	8	8	8	8	8	8	8	45	45	45
15	10	10	10	10	10	3	3	73	88	88	88	88	3	3	3
16	8	8	8	8	8	88	88	88	73	73	3	3	51	51	51
17	88	88	88	88	88	73	73	3	3	3	73	51	73	73	73
18	3	3	3	3	3	62	62	62	51	51	51	73	62	62	62
19	77	77	77	77	62	70	70	51	62	62	62	62	77	77	77
20	70	70	70	70	70	51	51	70	70	70	77	77	92	92	11
21	62	62	62	62	77	77	77	77	77	70	92	11	11	11	92
22	25	25	25	25	51	25	25	25	92	92	92	11	70	25	25
23	55	55	55	55	25	92	92	92	25	11	11	70	25	70	70
24	92	92	92	92	55	55	29	9	25	25	25	9	9	54	54
25	51	51	51	51	55	29	29	11	11	9	9	9	54	54	52
26	9	9	9	9	29	9	9	9	29	29	29	29	29	52	9
27	29	29	29	29	9	52	52	54	54	54	54	54	52	29	29
28	52	52	52	52	52	64	64	54	64	64	52	52			
29	64	64	64	64	64	11	11	64	52	52					
30	11	11	11	11	11	54	54	55							
31	54	54	54	54	16										
32	16	16	16	16	54										

Final Result		
1	27 SLATER F.	Laps 15
2	31 BOHRA A.	0.263
3	14 AL DHAHERI R.	1.030
4	36 JONSSON G.	4.458
5	6 YAMAKOSHI H.	5.250
6	80 POWELL A.	7.440
7	21 ISCHER E.	8.157
8	12 PRADEL G.	10.444
9	33 STOLCERMANIS T.	15.915
10	10 FERREIRA M.	16.339
11	50 GOWDA D.	17.831
12	23 FRANCO R.	17.913
13	45 BEETON J.	20.594
14	3 POPOV M.	21.255
15	51 NAKAMURA-BERTA	21.853
16	8 KOSTIC A. (P)	23.028
17	62 ROBINSON E.	23.673
18	77 YEH E.	24.218
19	11 VIISOREANU L.	28.452
20	92 PETROVIC A.	30.620
21	25 WURZ O.	32.890
22	70 MRAD K.	34.969
23	54 HOLGUIN G.	35.107
24	52 SAVINKOV O.	36.224
25	9 STACK E.	36.272
26	29 BERREBY N.	36.616
27	73 OLIVIERI E. (P)	48.510
28	88 HODENIUS L.	3 Laps
29	64 DOBRZANSKI W.	5 Laps
RET	55 RODELLA A.	6 Laps
RET	22 FREY E.	10 Laps
RET	16 LARINI D.	10 Laps
RET	19 ANURAG K.	
RET	71 REHM M.	
RET	53 ALDEREYAANE O.	
RET	37 FIORENTINO F.	



ACI Racing Weekend Mugello, 13-14 Luglio 2024

Italian F4 Championship - Best Sectors & Speed Race 2

RESULTS

Pos	Driver	Time	Laps
1	27 SLATER Freddie	Tatuus F4-T421	15
2	31 BOHRA Akshay	Tatuus F4-T421	0.263
3	14 AL DHAHERI Rashid	Tatuus F4-T421	1.030
4	36 JONSSON Gustav	Tatuus F4-T421	4.458
5	6 YAMAKOSHI Hiyu	Tatuus F4-T421	5.250
6	80 POWELL Alex	Tatuus F4-T421	7.440
7	21 ISCHER Ethan	Tatuus F4-T421	8.157
8	12 PRADEL Gianmarco	Tatuus F4-T421	10.444
9	33 STOLCERMANIS Tomass	Tatuus F4-T421	15.915
10	10 FERREIRA Matheus	Tatuus F4-T421	16.339
11	50 GOWDA Dion	Tatuus F4-T421	17.831
12	23 FRANCO Reno	Tatuus F4-T421	17.913
13	45 BEETON Jack	Tatuus F4-T421	20.594
14	3 POPOV Maksimilian	Tatuus F4-T421	21.255
15	51 NAKAMURA-BERTA Kean	Tatuus F4-T421	21.853
16	8 KOSTIC Andrija	Tatuus F4-T421	23.028
17	62 ROBINSON Edward	Tatuus F4-T421	23.673
18	77 YEH Enzo	Tatuus F4-T421	24.218
19	11 VIISOREANU Luca	Tatuus F4-T421	28.452
20	92 PETROVIC Andrej	Tatuus F4-T421	30.620
21	25 WURZ Oscar	Tatuus F4-T421	32.890
22	70 MRAD Kamal	Tatuus F4-T421	34.969
23	54 HOLGUIN Gabriel	Tatuus F4-T421	35.107
24	52 SAVINKOV Oleksandr	Tatuus F4-T421	36.224
25	9 STACK Everett	Tatuus F4-T421	36.272
26	29 BERREBY Nathanael	Tatuus F4-T421	36.616
27	73 OLIVIERI Emanuele	Tatuus F4-T421	48.510
28	88 HODENIUS Lin	Tatuus F4-T421	3 Laps
29	64 DOBRZANSKI Wiktor	Tatuus F4-T421	5 Laps
RET	55 RODELLA Alvise	Tatuus F4-T421	6 Laps
RET	22 FREY Enea	Tatuus F4-T421	10 Laps
RET	16 LARINI Davide	Tatuus F4-T421	10 Laps
RET	19 ANURAG Kabir	Tatuus F4-T421	
RET	37 FIORENTINO Filippo	Tatuus F4-T421	
RET	53 ALDEREYAANE Omar	Tatuus F4-T421	
RET	71 REHM Maxim	Tatuus F4-T421	

SPEED

Pos	Driver	Time
1	51 NAKAMURA-BERTA Kean	240,0
2	22 FREY Enea	238,4
3	10 FERREIRA Matheus	237,9
4	54 HOLGUIN Gabriel	237,9
5	73 OLIVIERI Emanuele	237,4
6	11 VIISOREANU Luca	237,4
7	23 FRANCO Reno	237,4
8	52 SAVINKOV Oleksandr	237,4
9	29 BERREBY Nathanael	236,8
10	12 PRADEL Gianmarco	236,8
11	14 AL DHAHERI Rashid	236,8
12	33 STOLCERMANIS Tomass	236,3
13	45 BEETON Jack	235,8
14	3 POPOV Maksimilian	235,8
15	9 STACK Everett	235,8
16	64 DOBRZANSKI Wiktor	235,8
17	21 ISCHER Ethan	235,8
18	80 POWELL Alex	235,3
19	88 HODENIUS Lin	235,3
20	92 PETROVIC Andrej	235,3
21	55 RODELLA Alvise	234,3
22	62 ROBINSON Edward	234,3
23	25 WURZ Oscar	234,3
24	16 LARINI Davide	234,3
25	8 KOSTIC Andrija	234,3
26	77 YEH Enzo	234,3
27	70 MRAD Kamal	233,8
28	31 BOHRA Akshay	233,3
29	50 GOWDA Dion	233,3
30	6 YAMAKOSHI Hiyu	232,8
31	36 JONSSON Gustav	230,3
32	27 SLATER Freddie	230,3

SEG. 1

1	31 BOHRA Akshay	26.733
2	27 SLATER Freddie	26.787
3	14 AL DHAHERI Rashid	26.843
4	6 YAMAKOSHI Hiyu	26.881
5	21 ISCHER Ethan	26.896
6	12 PRADEL Gianmarco	26.898
7	36 JONSSON Gustav	26.932
8	8 KOSTIC Andrija	26.998
9	80 POWELL Alex	27.017
10	77 YEH Enzo	27.048
11	23 FRANCO Reno	27.073
12	50 GOWDA Dion	27.089
13	88 HODENIUS Lin	27.095
14	10 FERREIRA Matheus	27.114
15	62 ROBINSON Edward	27.125
16	45 BEETON Jack	27.144
17	33 STOLCERMANIS Tomass	27.149
18	3 POPOV Maksimilian	27.167
19	51 NAKAMURA-BERTA Ke	27.193
20	73 OLIVIERI Emanuele	27.209
21	52 SAVINKOV Oleksandr	27.281
22	70 MRAD Kamal	27.308
23	92 PETROVIC Andrej	27.333
24	25 WURZ Oscar	27.398
25	11 VIISOREANU Luca	27.495
26	9 STACK Everett	27.503
27	54 HOLGUIN Gabriel	27.519
28	29 BERREBY Nathanael	27.557
29	64 DOBRZANSKI Wiktor	27.585
30	16 LARINI Davide	27.760
31	55 RODELLA Alvise	27.811
32	22 FREY Enea	28.049
33	71 REHM Maxim	36.822
34	37 FIORENTINO Filippo	39.548
35	53 ALDEREYAANE Omar	40.235
36	19 ANURAG Kabir	41.452

SEG. 2

1	14 AL DHAHERI Rashid	21.560
2	31 BOHRA Akshay	21.619
3	27 SLATER Freddie	21.656
4	12 PRADEL Gianmarco	21.669
5	36 JONSSON Gustav	21.706
6	21 ISCHER Ethan	21.779
7	23 FRANCO Reno	21.856
8	6 YAMAKOSHI Hiyu	21.872
9	80 POWELL Alex	21.903
10	11 VIISOREANU Luca	21.922
11	10 FERREIRA Matheus	22.006
12	33 STOLCERMANIS Tomass	22.009
13	3 POPOV Maksimilian	22.024
14	45 BEETON Jack	22.073
15	88 HODENIUS Lin	22.094
16	51 NAKAMURA-BERTA Ke	22.095
17	77 YEH Enzo	22.103
18	50 GOWDA Dion	22.107
19	8 KOSTIC Andrija	22.146
20	92 PETROVIC Andrej	22.152
21	62 ROBINSON Edward	22.168
22	54 HOLGUIN Gabriel	22.263
23	73 OLIVIERI Emanuele	22.280
24	52 SAVINKOV Oleksandr	22.297
25	22 FREY Enea	22.303
26	25 WURZ Oscar	22.460
27	64 DOBRZANSKI Wiktor	22.462
28	70 MRAD Kamal	22.504
29	9 STACK Everett	22.520
30	29 BERREBY Nathanael	22.603
31	55 RODELLA Alvise	22.615
32	16 LARINI Davide	23.358
33	19 ANURAG Kabir	24.178
34	53 ALDEREYAANE Omar	24.384
35	37 FIORENTINO Filippo	24.431
36	71 REHM Maxim	35.658

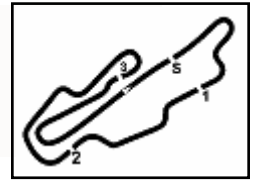
SEG. 3

1	14 AL DHAHERI Rashid	33.566
2	27 SLATER Freddie	33.584
3	31 BOHRA Akshay	33.660
4	36 JONSSON Gustav	33.675
5	6 YAMAKOSHI Hiyu	33.800
6	21 ISCHER Ethan	33.856
7	12 PRADEL Gianmarco	33.939
8	80 POWELL Alex	33.968
9	50 GOWDA Dion	33.974
10	23 FRANCO Reno	34.006
11	10 FERREIRA Matheus	34.038
12	33 STOLCERMANIS Tomass	34.047
13	8 KOSTIC Andrija	34.104
14	77 YEH Enzo	34.165
15	3 POPOV Maksimilian	34.176
16	11 VIISOREANU Luca	34.219
17	88 HODENIUS Lin	34.232
18	45 BEETON Jack	34.289
19	73 OLIVIERI Emanuele	34.334
20	51 NAKAMURA-BERTA Ke	34.383
21	70 MRAD Kamal	34.481
22	62 ROBINSON Edward	34.496
23	92 PETROVIC Andrej	34.548
24	9 STACK Everett	34.588
25	54 HOLGUIN Gabriel	34.685
26	52 SAVINKOV Oleksandr	34.687
27	22 FREY Enea	34.763
28	29 BERREBY Nathanael	34.794
29	25 WURZ Oscar	34.795
30	64 DOBRZANSKI Wiktor	34.889
31	16 LARINI Davide	35.194
32	55 RODELLA Alvise	35.710
33	71 REHM Maxim	1'09.564

SEG. 4

1	31 BOHRA Akshay	27.037
2	14 AL DHAHERI Rashid	27.048
3	21 ISCHER Ethan	27.122
4	12 PRADEL Gianmarco	27.125
5	27 SLATER Freddie	27.143
6	10 FERREIRA Matheus	27.164
7	80 POWELL Alex	27.168
8	6 YAMAKOSHI Hiyu	27.205
9	36 JONSSON Gustav	27.224
10	23 FRANCO Reno	27.245
11	8 KOSTIC Andrija	27.278
12	22 FREY Enea	27.308
13	88 HODENIUS Lin	27.325
14	45 BEETON Jack	27.330
15	51 NAKAMURA-BERTA Ke	27.335
16	11 VIISOREANU Luca	27.344
17	54 HOLGUIN Gabriel	27.351
18	29 BERREBY Nathanael	27.353
19	33 STOLCERMANIS Tomass	27.368
20	62 ROBINSON Edward	27.423
21	73 OLIVIERI Emanuele	27.428
22	92 PETROVIC Andrej	27.430
23	3 POPOV Maksimilian	27.448
24	77 YEH Enzo	27.461
25	64 DOBRZANSKI Wiktor	27.473
26	50 GOWDA Dion	27.477
27	52 SAVINKOV Oleksandr	27.532
28	25 WURZ Oscar	27.617
29	70 MRAD Kamal	27.776
30	16 LARINI Davide	27.830
31	9 STACK Everett	27.945
32	55 RODELLA Alvise	28.096





ACI Racing Weekend Mugello, 13-14 Luglio 2024

Italian F4 Championship - Chronological Analysis Race 2

Aut.Int. Mugello 5.245 m

Start at 19:11'06.554

1 / 5
3 M. POPOV (1'50.826)

Lap	Seg.1	Seg.2	Seg.3	Seg.4	Lap Time	km/h	Local Time
1		24.444	34.640	33.435	2'09.962		19:13'16.516
2	46.638	43.411	1'00.214	40.331	3'10.594	121,8	19:16'27.110
3	36.736	33.185	57.596	37.932	2'45.449	172,0	19:19'12.559
4	37.873	42.707	59.250	53.571	3'13.401	188,5	19:22'25.960
5	28.382	22.864	34.500	27.592	1'53.338	221,3	19:24'19.298
6	27.181	22.169	39.432	38.300	2'07.082	235,3	19:26'26.380
7	43.148	36.913	52.151	58.408	3'10.620	153,4	19:29'37.000
8	28.850	23.855	34.987	27.532	1'55.224	210,1	19:31'32.224
9	27.221	22.625	34.501	27.559	1'51.906	235,8	19:33'24.130
10	27.196	22.255	34.351	27.448	1'51.250	235,3	19:35'15.380
11	27.171	22.024	34.176	27.455	1'50.826	234,8	19:37'06.206
12	27.221	22.325	35.216	27.867	1'52.629	232,3	19:38'58.835
13	27.292	22.259	34.944	27.703	1'52.198	232,3	19:40'51.033
14	27.305	22.244	34.342	27.585	1'51.476	229,8	19:42'42.509
15	27.167	22.197	34.362	27.526	1'51.252	231,8	19:44'33.761
Race Time 33'27.207							

8	29.000	23.490	35.319	28.129	1'55.938	213,9	19:31'35.776
9	27.519	22.603	35.024	27.945	1'53.091	226,9	19:33'28.867
10	27.751	22.714	34.682	28.054	1'53.201	230,3	19:35'22.068
11	27.503	22.520	34.719	28.229	1'52.971	229,8	19:37'15.039
12	27.562	22.583	34.588	28.013	1'52.746	230,8	19:39'07.785
13	27.650	22.761	34.781	28.290	1'53.482	232,8	19:41'01.267
14	27.532	22.637	34.913	28.215	1'53.297	228,8	19:42'54.564
15	28.185	22.916	34.848	28.265	1'54.214	228,8	19:44'48.778
Race Time 33'42.224							

10 M. FERREIRA (1'50.679)

Lap	Seg.1	Seg.2	Seg.3	Seg.4	Lap Time	km/h	Local Time
1		24.226	35.245	31.760	2'07.446		19:13'14.000
2	46.738	43.646	59.632	40.912	3'10.928	115,0	19:16'24.928
3	36.661	32.697	58.253	38.175	2'45.786	194,2	19:19'10.714
4	37.417	42.944	59.627	54.489	3'14.477	180,3	19:22'25.191
5	28.224	22.453	34.714	27.389	1'52.780	224,1	19:24'17.971
6	27.410	22.178	38.780	38.270	2'06.638	236,3	19:26'24.609
7	43.624	37.059	52.091	59.251	3'12.025	162,4	19:29'36.634
8	28.893	22.905	34.399	27.164	1'53.361	214,7	19:31'29.995
9	27.520	22.487	34.558	27.261	1'51.826	236,3	19:33'21.821
10	27.362	22.237	34.289	27.223	1'51.111	237,4	19:35'12.932
11	27.439	22.189	34.410	27.231	1'51.269	235,8	19:37'04.201
12	27.522	22.592	34.038	27.213	1'51.365	237,9	19:38'55.566
13	27.114	22.048	34.311	27.206	1'50.679	232,3	19:40'46.245
14	27.121	22.006	34.432	27.269	1'50.828	232,8	19:42'37.073
15	27.775	22.387	34.311	27.299	1'51.772	232,8	19:44'28.845
Race Time 33'22.291							

11 L. VIISOREANU (1'51.208)

Lap	Seg.1	Seg.2	Seg.3	Seg.4	Lap Time	km/h	Local Time
1		24.455	36.633	38.958	2'20.922		19:13'27.476
2	45.630	44.337	1'02.941	37.608	3'10.516	162,2	19:16'37.992
3	34.886	33.975	59.238	36.718	2'44.817	129,8	19:19'22.809
4	38.413	40.361	1'00.460	47.156	3'06.390	136,5	19:22'29.199
5	28.001	23.790	35.015	27.707	1'54.513	229,3	19:24'23.712
6	28.140	23.423	47.062	37.248	2'15.873	231,3	19:26'39.585
7	40.303	35.416	58.001	47.567	3'01.287	163,6	19:29'40.872
8	28.537	23.144	35.697	27.489	1'54.867	213,4	19:31'35.739
9	27.850	22.336	35.580	27.451	1'53.217	229,3	19:33'28.956
10	27.495	21.987	34.330	27.396	1'51.208	231,3	19:35'20.164
11	27.733	21.922	34.303	27.446	1'51.404	230,8	19:37'11.568
12	27.958	22.364	34.757	27.344	1'52.423	237,4	19:39'03.991
13	27.596	22.543	34.633	27.509	1'52.281	234,3	19:40'56.272
14	27.772	22.434	35.190	27.533	1'52.929	233,3	19:42'49.201
15	27.502	22.123	34.219	27.913	1'51.757	231,8	19:44'40.958
Race Time 33'34.404							

12 G. PRADEL (1'49.695)

Lap	Seg.1	Seg.2	Seg.3	Seg.4	Lap Time	km/h	Local Time
1		23.209	35.248	29.970	2'04.670		19:13'11.224
2	46.421	44.023	59.501	40.223	3'10.168	125,6	19:16'21.392
3	37.472	32.807	57.008	38.988	2'46.275	176,5	19:19'07.667
4	37.996	41.832	1'00.658	56.184	3'16.670	172,2	19:22'24.337
5	27.715	22.678	35.024	27.433	1'52.850	224,1	19:24'17.187
6	27.106	22.589	37.455	39.156	2'06.306	234,8	19:26'23.493
7	43.773	36.986	52.153	59.814	3'12.726	162,7	19:29'36.219
8	29.125	22.807	34.330	27.212	1'53.474	209,3	19:31'29.693
9	27.188	22.512	34.537	27.160	1'51.397	236,8	19:33'21.090
10	26.963	21.809	33.939	27.251	1'49.962	236,3	19:35'11.052
11	27.130	22.047	34.063	27.536	1'50.776	233,8	19:37'01.828
12	27.499	22.234	34.384	27.362	1'51.479	235,3	19:38'53.307
13	27.019	21.778	33.997	27.125	1'49.919	235,3	19:40'43.226
14	26.917	21.669	33.943	27.166	1'49.695	230,3	19:42'32.921
15	26.898	21.891	34.046	27.194	1'50.029	229,3	19:44'22.950
Race Time 33'16.396							

6 H. YAMAKOSHI (1'49.922)

Lap	Seg.1	Seg.2	Seg.3	Seg.4	Lap Time	km/h	Local Time
1		22.755	34.075	28.559	2'00.041		19:13'06.595
2	46.159	44.119	58.168	39.395	3'07.841	143,6	19:16'14.436
3	39.654	33.685	55.786	38.186	2'47.311	161,7	19:19'01.747
4	39.130	41.621	1'02.732	56.930	3'20.413	161,4	19:22'22.160
5	28.277	22.458	34.000	27.234	1'51.969	220,9	19:24'14.129
6	26.990	21.963	37.080	40.106	2'06.139	232,8	19:26'20.268
7	43.559	37.432	52.383	1'01.107	3'14.481	172,0	19:29'34.749
8	28.689	22.337	33.927	27.224	1'52.177	209,7	19:31'26.926
9	26.881	22.234	33.919	27.238	1'50.272	232,8	19:33'17.198
10	27.096	21.877	33.857	27.235	1'50.065	231,8	19:35'07.263
11	26.981	21.965	33.890	27.247	1'50.083	232,3	19:36'57.346
12	26.953	21.872	33.892	27.205	1'49.922	232,8	19:38'47.268
13	26.975	22.001	33.800	27.212	1'49.988	232,3	19:40'37.256
14	27.058	21.926	34.012	27.306	1'50.302	232,3	19:42'27.558
15	26.950	21.966	33.986	27.296	1'50.198	229,8	19:44'17.756
Race Time 33'11.202							

8 A. KOSTIC (1'50.568)

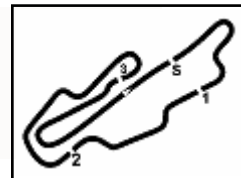
Lap	Seg.1	Seg.2	Seg.3	Seg.4	Lap Time	km/h	Local Time
1		23.358	35.208	32.441	2'08.273		19:13'14.827
2	46.665	43.663	59.739	41.214	3'11.281	115,1	19:16'26.108
3	36.189	32.862	58.242	38.012	2'45.305	166,7	19:19'11.413
4	37.626	42.861	59.252	54.664	3'14.403	187,5	19:22'25.816
5	28.045	22.618	34.443	27.362	1'52.468	221,8	19:24'18.284
6	27.277	22.487	39.216	37.992	2'06.972	233,8	19:26'25.256
7	43.634	36.902	52.019	59.068	3'11.623	168,8	19:29'36.879
8	28.815	23.417	34.393	27.278	1'53.903	212,6	19:31'30.782
9	26.998	22.893	34.548	27.401	1'51.840	231,8	19:33'22.622
10	27.097	22.358	34.471	27.433	1'51.359	233,3	19:35'13.981
11	27.109	22.299	34.275	27.487	1'51.170	230,8	19:37'05.151
12	27.139	22.939	35.162	27.336	1'52.576	231,8	19:38'57.727
13	27.071	22.287	34.118	27.386	1'50.862	234,3	19:40'48.589
14	27.001	22.146	34.104	27.317	1'50.568	228,8	19:42'39.157
15	27.127	22.208	34.588	27.454	1'51.377	228,3	19:44'30.534
Race Time 33'23.980 + 5.000Pen							

9 E. STACK (1'52.746)

Lap	Seg.1	Seg.2	Seg.3	Seg.4	Lap Time	km/h	Local Time
1		24.325	36.934	37.429	2'17.668		19:13'24.222
2	45.644	44.566	1'01.328	37.762	3'09.300	175,9	19:16'33.522
3	36.525	33.726	58.068	38.484	2'46.803	131,9	19:19'20.325
4	37.244	41.853	59.744	48.701	3'07.542	125,6	19:22'27.867
5	28.505	23.363	35.496	28.151	1'55.515	229,3	19:24'23.382
6	27.997	23.062	46.265	36.937	2'14.261	235,8	19:26'37.643
7	40.119	35.935	57.628	48.513	3'02.195	168,8	19:29'39.838

13/07/2024

P = Pits In/Out - C = Lap Time Cancelled



Aut.Int. Mugello 5.245 m

ACI Racing Weekend Mugello, 13-14 Luglio 2024

Italian F4 Championship - Chronological Analysis Race 2

Start at 19:11'06.554

2 / 5

14 R. AL DHAHERI (1'49.090)							
Lap	Seg.1	Seg.2	Seg.3	Seg.4	Lap Time	km/h	Local Time
1		21.966	33.643	28.276	1'58.006		19:13'04.560
2	46.971	43.742	57.549	40.299	3'08.561	132,0	19:16'13.121
3	39.547	33.906	55.218	38.419	2'47.090	168,8	19:19'00.211
4	39.036	42.003	1'02.858	57.488	3'21.385	174,5	19:22'21.596
5	27.560	21.927	34.068	27.067	1'50.622	219,5	19:24'12.218
6	27.207	21.838	36.747	39.435	2'05.227	232,8	19:26'17.445
7	44.726	36.942	52.707	1'02.260	3'16.635	152,3	19:29'34.080
8	29.059	22.004	34.042	27.048	1'52.153	204,5	19:31'26.233
9	26.871	21.593	33.566	27.060	1'49.090	236,8	19:33'15.323
10	26.921	21.560	33.581	27.053	1'49.115	230,3	19:35'04.438
11	26.843	21.634	33.696	27.124	1'49.297	230,8	19:36'53.735
12	26.902	21.649	33.827	27.108	1'49.486	231,3	19:38'43.221
13	27.032	21.825	33.872	27.130	1'49.859	231,3	19:40'33.080
14	27.188	22.031	34.054	27.167	1'50.440	231,3	19:42'23.520
15	26.963	21.706	34.085	27.262	1'50.016	230,8	19:44'13.536
Race Time 33'06.982							

16 D. LARINI (1'54.142)							
Lap	Seg.1	Seg.2	Seg.3	Seg.4	Lap Time	km/h	Local Time
1		24.986	39.077	1'01.622	2'42.845P		19:13'49.399
2	34.465	35.316	1'03.270	37.740	2'50.791P	158,8	19:16'40.190
3	35.137	33.307	58.840	37.864	2'45.148	154,5	19:19'25.338
4	37.322	39.986	1'00.803	46.729	3'04.840	151,0	19:22'30.178
5	27.760	23.358	35.194	27.830	1'54.142	226,4	19:24'24.320
6	27.992	24.631	47.046		234,3		
Race Time 13'17.766							

19 K. ANURAG							
Lap	Seg.1	Seg.2	Seg.3	Seg.4	Lap Time	km/h	Local Time
1		24.178					
Race Time 8.:83'.4.6							

21 E. ISCHER (1'49.756)							
Lap	Seg.1	Seg.2	Seg.3	Seg.4	Lap Time	km/h	Local Time
1		23.300	35.126	29.779	2'04.127		19:13'10.681
2	46.322	44.073	59.403	40.608	3'10.406	128,1	19:16'21.087
3	36.989	33.006	57.312	38.697	2'46.004	185,9	19:19'07.091
4	38.024	41.640	1'01.066	56.214	3'16.944	175,0	19:22'24.035
5	27.744	22.692	35.129	27.172	1'52.737	224,1	19:24'16.772
6	27.126	22.412	36.894	39.127	2'05.559	235,8	19:26'22.331
7	43.844	37.005	52.358	1'00.235	3'13.442	150,2	19:29'35.773
8	28.832	22.585	34.454	27.218	1'53.089	210,1	19:31'28.862
9	27.346	22.257	33.856	27.173	1'50.632	232,8	19:33'19.494
10	26.905	21.873	34.064	27.122	1'49.964	231,3	19:35'09.458
11	26.896	21.779	33.956	27.125	1'49.756	231,8	19:36'59.214
12	26.927	22.068	34.039	27.142	1'50.176	232,8	19:38'49.390
13	27.013	21.804	34.193	27.145	1'50.155	233,3	19:40'39.545
14	27.010	21.862	34.335	27.188	1'50.395	233,8	19:42'29.940
15	27.158	21.971	34.341	27.253	1'50.723	233,3	19:44'20.663
Race Time 33'14.109							

22 E. FREY (1'52.423)							
Lap	Seg.1	Seg.2	Seg.3	Seg.4	Lap Time	km/h	Local Time
1			35.656	31.490	2'07.016		19:13'13.570
2	46.672	43.768	59.336	40.956	3'10.732	115,4	19:16'24.302
3	36.656	32.889	57.384	38.841	2'45.770	187,8	19:19'10.072
4	37.593	42.661	1'00.084	54.670	3'15.008	154,5	19:22'25.080
5	28.049	22.303	34.763	27.308	1'52.423	224,5	19:24'17.503
6					238,4		
Race Time 13'10.949							

23 R. FRANCO (1'50.192)							
Lap	Seg.1	Seg.2	Seg.3	Seg.4	Lap Time	km/h	Local Time
1		23.411	35.091	31.273	2'06.457		19:13'13.011
2	46.582	43.786	59.331	41.235	3'10.934	127,8	19:16'23.945

3	36.393	32.922	57.003	39.198	2'45.516	194,6	19:19'09.461
4	37.768	42.448	59.582	55.475	3'15.273	166,2	19:22'24.734
5	28.036	22.374	35.168	27.397	1'52.975	221,8	19:24'17.709
6	27.325	22.024	38.931	38.087	2'06.367	237,4	19:26'24.076
7	43.822	36.998	52.092	59.415	3'12.327	159,8	19:29'36.403
8	28.789	22.666	34.398	27.264	1'53.117	214,7	19:31'29.520
9	28.085	22.697	34.536	27.346	1'52.664	233,8	19:33'22.184
10	27.198	22.354	34.281	27.248	1'51.081	235,8	19:35'13.265
11	27.315	22.423	34.314	27.260	1'51.312	234,3	19:37'04.577
12	27.352	23.017	34.910	27.287	1'52.566	236,3	19:38'57.143
13	27.073	21.856	34.006	27.257	1'50.192	231,3	19:40'47.335
14	27.073	21.953	34.186	27.245	1'50.457	230,8	19:42'37.792
15	27.242	22.920	34.878	27.587	1'52.627	231,3	19:44'30.419
Race Time 33'23.865							

25 O. WURZ (1'52.556)							
Lap	Seg.1	Seg.2	Seg.3	Seg.4	Lap Time	km/h	Local Time
1		23.862	36.030	34.833	2'13.381		19:13'19.935
2	45.956	45.620	58.774	39.276	3'09.626	182,1	19:16'29.561
3	37.023	33.142	58.268	38.551	2'46.984	150,6	19:19'16.545
4	37.474	42.597	58.234	52.425	3'10.730	132,8	19:22'27.275
5	28.239	23.402	35.143	27.758	1'54.542	227,4	19:24'21.817
6	27.398	22.643	41.292	39.320	2'10.653	230,3	19:26'32.470
7	41.867	36.202	53.009	55.290	3'06.368	169,0	19:29'38.838
8	28.730	23.229	35.544	27.728	1'55.231	215,6	19:31'34.069
9	27.792	23.125	34.802	27.841	1'53.560	234,3	19:33'27.629
10	27.546	22.537	34.811	27.662	1'52.556	230,3	19:35'20.185
11	27.931	22.967	34.795	27.617	1'53.310	230,3	19:37'13.495
12	27.447	22.460	35.033	27.826	1'52.766	229,3	19:39'06.261
13	27.514	22.672	34.994	27.761	1'52.941	233,3	19:40'59.202
14	27.657	22.612	35.033	27.851	1'53.153	231,3	19:42'52.355
15	27.610	22.551	34.971	27.909	1'53.041	226,9	19:44'45.396
Race Time 33'38.842							

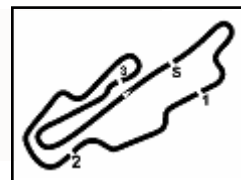
27 F. SLATER (1'49.279)							
Lap	Seg.1	Seg.2	Seg.3	Seg.4	Lap Time	km/h	Local Time
1		21.864	33.584	28.438	1'57.633		19:13'04.187
2	46.848	43.663	57.650	40.408	3'08.569	131,9	19:16'12.756
3	39.299	33.523	55.718	38.569	2'47.109	166,4	19:18'59.865
4	38.907	41.996	1'02.976	57.399	3'21.278	182,1	19:22'21.143
5	27.494	22.279	33.790	27.203	1'50.766	218,2	19:24'11.909
6	27.174	21.775	36.731	39.551	2'05.231	229,8	19:26'17.140
7	44.634	36.790	52.879	1'02.243	3'16.546	155,8	19:29'33.686
8	28.245	21.789	33.603	27.143	1'50.780	206,1	19:31'24.466
9	26.800	21.656	33.600	27.223	1'49.279	229,8	19:33'13.745
10	26.811	21.687	33.653	27.161	1'49.312	228,8	19:35'03.057
11	26.787	21.901	33.647	27.229	1'49.564	229,8	19:36'52.621
12	26.868	21.739	33.813	27.216	1'49.636	229,8	19:38'42.257
13	27.218	21.718	33.806	27.235	1'49.977	230,3	19:40'32.234
14	27.334	21.689	33.808	27.278	1'50.109	228,8	19:42'22.343
15	27.020	21.843	33.971	27.329	1'50.163	229,3	19:44'12.506
Race Time 33'05.952							

29 N. BERREBY (1'52.832)							
Lap	Seg.1	Seg.2	Seg.3	Seg.4	Lap Time	km/h	Local Time
1		24.253	36.982	37.922	2'18.534		19:13'25.088
2	45.379	44.623	1'01.240	38.844	3'10.086	167,2	19:16'35.174
3	35.340	34.092	58.076	38.309	2'45.817	124,3	19:19'20.991
4	37.212	41.824	59.771	48.571	3'07.378	134,8	19:22'28.369
5	28.179	23.518	35.357	27.739	1'54.793	222,7	19:24'23.162
6	28.150	22.654	46.269	36.922	2'13.995	236,8	19:26'37.157
7	40.133	35.974	57.543	48.854	3'02.504	173,1	19:29'39.661
8	29.015	23.381	34.956	27.423	1'54.775	209,7	19:31'34.436
9	27.589	23.157	36.178	27.639	1'54.563	235,3	19:33'28.999
10	27.934	22.802	34.821	27.615	1'53.172	230,8	19:35'22.171
11	27.904	22.606	34.794	27.651	1'52.955	231,8	19:37'15.126

13/07/2024

P = Pits In/Out - C = Lap Time Cancelled





Aut.Int. Mugello 5.245 m

ACI Racing Weekend Mugello, 13-14 Luglio 2024

Italian F4 Championship - Chronological Analysis Race 2

Start at 19:11'06.554

3 / 5

12	27.890	22.603	34.901	27.438	1'52.832	230,8	19:39'07.958
13	27.684	22.917	36.169	27.726	1'54.496	235,3	19:41'02.454
14	28.133	22.860	35.116	27.353	1'53.462	232,3	19:42'55.916
15	27.557	22.751	35.491	27.407	1'53.206	231,3	19:44'49.122
Race Time 33'42.568							

Race Time 8.:83'.4.6

31 A. BOHRA (1'49.110)							
Lap	Seg.1	Seg.2	Seg.3	Seg.4	Lap Time	km/h	Local Time
1		22.354	33.845	28.195	1'58.824		19:13'05.378
2	46.709	44.031	58.097	39.656	3'08.493	139,5	19:16'13.871
3	39.553	33.897	55.573	38.214	2'47.237	166,9	19:19'01.108
4	39.076	41.817	1'02.663	57.088	3'20.644	165,6	19:22'21.752
5	27.863	22.060	33.932	27.139	1'50.994	221,8	19:24'12.746
6	27.029	21.930	36.973	39.682	2'05.614	232,8	19:26'18.360
7	44.234	37.263	52.730	1'01.685	3'15.912	168,0	19:29'34.272
8	28.219	21.994	33.726	27.120	1'51.059	209,7	19:31'25.331
9	26.733	21.619	33.660	27.098	1'49.110	230,8	19:33'14.441
10	26.750	21.664	33.748	27.037	1'49.199	232,3	19:35'03.640
11	26.737	21.752	33.819	27.072	1'49.380	232,8	19:36'53.020
12	26.934	21.799	33.708	27.129	1'49.570	233,3	19:38'42.590
13	27.250	21.795	33.810	27.130	1'49.985	232,8	19:40'32.575
14	27.424	21.853	33.795	27.111	1'50.183	232,3	19:42'22.758
15	26.978	21.931	33.938	27.164	1'50.011	231,8	19:44'12.769
Race Time 33'06.215							

33 T. STOLCERMANIS (1'50.765)							
Lap	Seg.1	Seg.2	Seg.3	Seg.4	Lap Time	km/h	Local Time
1		23.287	35.084	29.463	2'03.532		19:13'10.086
2	46.214	44.361	59.327	39.847	3'09.749	127,8	19:16'19.835
3	37.622	33.253	56.903	38.670	2'46.448	179,1	19:19'06.283
4	38.354	41.593	1'01.149	56.242	3'17.338	178,8	19:22'23.621
5	27.816	22.834	34.972	27.368	1'52.990	220,9	19:24'16.611
6	27.398	22.738	37.212	39.019	2'06.367	234,8	19:26'22.978
7	43.793	36.956	52.316	1'00.047	3'13.112	163,6	19:29'36.090
8	28.828	22.561	34.561	27.550	1'53.500	210,1	19:31'29.590
9	27.674	22.454	34.556	27.406	1'52.090	235,3	19:33'21.680
10	27.204	22.210	34.250	27.391	1'51.055	231,8	19:35'12.735
11	27.433	22.065	34.261	27.556	1'51.315	233,3	19:37'04.050
12	27.337	22.303	34.047	27.372	1'51.059	236,3	19:38'55.109
13	27.149	22.148	34.090	27.378	1'50.765	229,8	19:40'45.874
14	27.159	22.009	34.299	27.442	1'50.909	232,8	19:42'36.783
15	27.712	22.213	34.236	27.477	1'51.638	234,8	19:44'28.421
Race Time 33'21.867							

36 G. JONSSON (1'49.895)							
Lap	Seg.1	Seg.2	Seg.3	Seg.4	Lap Time	km/h	Local Time
1		22.841	34.203	28.417	2'00.293		19:13'06.847
2	46.605	44.378	58.562	39.698	3'09.243	131,9	19:16'16.090
3	38.618	33.516	56.082	38.217	2'46.433	172,0	19:19'02.523
4	38.947	41.403	1'02.839	56.540	3'19.729	152,1	19:22'22.252
5	27.923	21.938	34.103	27.326	1'51.290	220,4	19:24'13.542
6	26.932	21.914	37.066	40.265	2'06.177	230,3	19:26'19.719
7	43.580	37.402	52.348	1'01.389	3'14.719	168,0	19:29'34.438
8	28.419	22.004	33.975	27.224	1'51.622	210,9	19:31'26.060
9	27.315	22.055	33.675	27.368	1'50.413	229,8	19:33'16.473
10	26.965	21.782	33.743	27.405	1'49.895	229,8	19:35'06.368
11	27.069	21.811	33.915	27.373	1'50.168	229,8	19:36'56.536
12	27.054	21.872	33.863	27.342	1'50.131	229,3	19:38'46.667
13	27.015	21.774	33.975	27.339	1'50.103	228,8	19:40'36.770
14	27.029	21.706	33.819	27.403	1'49.957	228,3	19:42'26.727
15	27.168	21.815	33.804	27.450	1'50.237	228,3	19:44'16.964
Race Time 33'10.410							

37 F. FIORENTINO							
Lap	Seg.1	Seg.2	Seg.3	Seg.4	Lap Time	km/h	Local Time
1		24.431					

45 J. BEETON (1'51.406)							
Lap	Seg.1	Seg.2	Seg.3	Seg.4	Lap Time	km/h	Local Time
1			23.431	35.092	28.615	2'02.488	19:13'09.042
2	46.534	44.369	59.007	40.319	3'10.229	132,4	19:16'19.271
3	37.475	33.445	56.391	38.948	2'46.259	188,5	19:19'05.530
4	38.292	41.967	1'01.168	56.314	3'17.741	173,9	19:22'23.271
5	27.882	22.962	34.745	27.426	1'53.015	224,5	19:24'16.286
6	27.144	22.189	37.190	39.156	2'05.679	230,8	19:26'21.965
7	43.762	37.003	52.392	1'00.224	3'13.381	150,0	19:29'35.346
8	28.994	22.533	34.578	27.330	1'53.435	213,0	19:31'28.781
9	27.568	22.866	34.289	27.358	1'52.081	235,8	19:33'20.862
10	27.620	22.134	34.453	27.374	1'51.581	230,3	19:35'12.443
11	27.343	22.073	34.447	27.572	1'51.435	229,8	19:37'03.878
12	27.675	23.216	35.359	27.510	1'53.760	230,8	19:38'57.638
13	27.604	22.459	34.855	27.446	1'52.364	234,3	19:40'50.002
14	27.264	22.204	34.481	27.457	1'51.406	229,3	19:42'41.408
15	27.272	22.226	34.615	27.579	1'51.692	229,3	19:44'33.100
Race Time 33'26.546							

50 D. GOWDA (1'50.904)							
Lap	Seg.1	Seg.2	Seg.3	Seg.4	Lap Time	km/h	Local Time
1		23.442	34.322	28.359	2'01.189		19:13'07.743
2	46.232	44.506	58.411	39.848	3'08.997	132,4	19:16'16.740
3	38.412	33.567	56.140	38.254	2'46.373	168,0	19:19'03.113
4	38.776	42.156	1'02.027	56.661	3'19.620	166,9	19:22'22.733
5	28.023	22.619	34.160	27.477	1'52.279	221,8	19:24'15.012
6	27.264	22.107	37.060	39.409	2'05.840	230,8	19:26'20.852
7	43.563	37.267	52.364	1'01.043	3'14.237	156,3	19:29'35.089
8	28.923	22.541	34.385	27.612	1'53.461	208,1	19:31'28.550
9	27.247	22.124	33.974	27.559	1'50.904	231,3	19:33'19.454
10	27.315	22.218	34.075	27.527	1'51.135	229,8	19:35'10.589
11	27.089	22.152	34.182	27.590	1'51.013	233,3	19:37'01.602
12	27.483	22.197	34.175	27.640	1'51.495	231,3	19:38'53.097
13	27.496	22.394	34.319	27.748	1'51.957	229,8	19:40'45.054
14	27.226	22.186	34.350	27.735	1'51.497	231,3	19:42'36.551
15	28.190	23.107	34.642	27.847	1'53.786	228,3	19:44'30.337
Race Time 33'23.783							

51 K. NAKAMURA-BERTA (1'51.350)							
Lap	Seg.1	Seg.2	Seg.3	Seg.4	Lap Time	km/h	Local Time
1		24.146	36.506	37.155	2'17.116		19:13'23.670
2	45.758	44.451	59.813	38.253	3'08.275	166,7	19:16'31.945
3	36.802	33.645	58.636	38.645	2'47.728	127,2	19:19'19.673
4	37.355	41.907	59.871	48.913	3'08.046	129,7	19:22'27.719
5	27.641	23.235	34.958	27.519	1'53.353	234,8	19:24'21.072
6	27.411	22.525	40.895	38.721	2'09.552	234,3	19:26'30.624
7	42.390	36.492	53.223	55.529	3'07.634	165,1	19:29'38.258
8	28.817	23.201	35.075	27.335	1'54.428	216,0	19:31'32.686
9	27.193	22.508	34.536	27.453	1'51.690	233,3	19:33'24.376
10	27.296	22.154	34.530	27.370	1'51.350	240,0	19:35'15.726
11	27.245	22.604	34.528	27.365	1'51.742	236,3	19:37'07.468
12	27.281	22.095	34.383	27.701	1'51.460	236,3	19:38'58.928
13	27.519	22.298	34.890	27.535	1'52.242	235,3	19:40'51.170
14	27.431	22.401	34.475	27.435	1'51.742	234,3	19:42'42.912
15	27.232	22.222	34.393	27.600	1'51.447	235,3	19:44'34.359
Race Time 33'27.805							

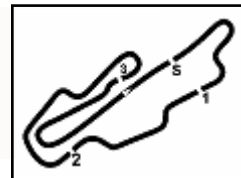
52 O. SAVINKOV (1'52.225)							
Lap	Seg.1	Seg.2	Seg.3	Seg.4	Lap Time	km/h	Local Time
1		24.240	36.786	38.692	2'19.620		19:13'26.174
2	45.469	44.352	1'02.071	38.936	3'10.828	177,0	19:16'37.002
3	34.671	34.220	58.220	37.766	2'44.877	135,0	19:19'21.879
4	37.417	41.355	1'00.070	47.794	3'06.636	139,0	19:22'28.515
5	28.356	23.725	35.005	27.985	1'55.071	221,8	19:24'23.586
6	27.973	23.278	46.421	37.185	2'14.857	236,8	19:26'38.443

13/07/2024

P = Pits In/Out - C = Lap Time Cancelled

Powered by FICr PERUGIA TIMING





ACI Racing Weekend Mugello, 13-14 Luglio 2024

Italian F4 Championship - Chronological Analysis Race 2

Start at 19:11'06.554

7	40.406	35.562	57.621	48.289	3'01.878	170,1	19:29'40.321
8	28.803	23.342	35.573	27.764	1'55.482	209,7	19:31'35.803
9	29.012	22.752	34.830	27.532	1'54.126	225,9	19:33'29.929
10	27.812	22.750	35.085	27.624	1'53.271	234,8	19:35'23.200
11	27.630	22.815	35.475	27.655	1'53.575	237,4	19:37'16.775
12	27.312	22.297	34.975	27.641	1'52.225	229,8	19:39'09.000
13	27.281	22.698	35.872	27.686	1'53.537	231,3	19:41'02.537
14	27.744	22.313	34.687	27.717	1'52.461	230,8	19:42'54.998
15	27.992	22.817	34.897	28.026	1'53.732	231,8	19:44'48.730

Race Time 33'42.176

53 O. ALDEREYAANE							
Lap	Seg.1	Seg.2	Seg.3	Seg.4	Lap Time	km/h	Local Time
1		24.384					

Race Time 8.:83'.4.6

54 G. HOLGUIN (1'52.682)							
Lap	Seg.1	Seg.2	Seg.3	Seg.4	Lap Time	km/h	Local Time
1		24.636	37.464	39.397	2'21.957		19:13'28.511
2	45.583	44.041	1'03.091	37.684	3'10.399	149,2	19:16'38.910
3	34.892	34.263	58.811	36.871	2'44.837	138,8	19:19'23.747
4	38.168	40.150	1'00.487	47.523	3'06.328	142,5	19:22'30.075
5	28.356	23.052	35.402	27.575	1'54.385	221,8	19:24'24.460
6	27.785	23.527	47.355	37.377	2'16.044	237,9	19:26'40.504
7	40.058	35.232	58.227	47.711	3'01.228	166,2	19:29'41.732
8	28.805	23.000	35.339	27.540	1'54.684	208,1	19:31'36.416
9	27.789	22.263	35.307	27.351	1'52.710	231,8	19:33'29.126
10	28.056	22.781	35.237	27.535	1'53.609	233,8	19:35'22.735
11	27.560	22.673	34.941	27.508	1'52.682	233,3	19:37'15.417
12	27.868	22.580	35.070	27.473	1'52.991	233,8	19:39'08.408
13	27.519	22.838	35.173	27.507	1'53.037	231,8	19:41'01.445
14	27.685	22.649	34.812	28.084	1'53.230	232,8	19:42'54.675
15	27.700	22.600	34.685	27.953	1'52.938	228,8	19:44'47.613

Race Time 33'41.059

55 A. RODELLA (1'55.016)							
Lap	Seg.1	Seg.2	Seg.3	Seg.4	Lap Time	km/h	Local Time
1		23.966	36.590	36.157	2'15.558		19:13'22.112
2	45.607	44.571	58.626	39.494	3'08.298	181,2	19:16'30.410
3	36.668	33.281	58.556	39.263	2'47.768	145,0	19:19'18.178
4	37.033	42.268	57.901	52.111	3'09.313	149,0	19:22'27.491
5	28.519	23.161	35.710	28.096	1'55.486	229,3	19:24'22.977
6	27.811	22.615	46.323	36.914	2'13.663	234,3	19:26'36.640
7	40.311	36.004	56.540	49.879	3'02.734	179,1	19:29'39.374
8	29.041	23.757	39.879	28.390	2'01.067	213,4	19:31'40.441
9	27.953	23.007	35.937	28.119	1'55.016	227,4	19:33'35.457
10	28.006	22.823	35.831		226,9		

Race Time 22'28.903

62 E. ROBINSON (1'51.445)							
Lap	Seg.1	Seg.2	Seg.3	Seg.4	Lap Time	km/h	Local Time
1		23.964	35.559	34.884	2'12.767		19:13'19.321
2	45.692	45.884	57.975	39.730	3'09.281	162,2	19:16'28.602
3	37.297	33.084	58.012	37.698	2'46.091	132,8	19:19'14.693
4	38.095	43.243	58.277	52.547	3'12.162	141,4	19:22'26.855
5	27.749	22.848	34.565	27.551	1'52.713	227,8	19:24'19.568
6	27.630	22.393	40.822	38.431	2'09.276	232,8	19:26'28.844
7	42.702	36.375	52.613	57.097	3'08.787	174,8	19:29'37.631
8	28.992	23.228	35.302	27.480	1'55.002	214,3	19:31'32.633
9	27.472	22.402	34.722	27.431	1'52.027	230,3	19:33'24.660
10	27.262	22.238	34.496	27.449	1'51.445	232,3	19:35'16.105
11	27.251	22.405	34.667	27.521	1'51.844	231,8	19:37'07.949
12	27.125	22.473	34.722	27.423	1'51.743	231,8	19:38'59.692
13	27.444	22.384	34.800	27.948	1'52.576	234,3	19:40'52.268
14	27.300	22.341	34.778	27.629	1'52.048	231,8	19:42'44.316
15	27.623	22.168	34.532	27.540	1'51.863	232,3	19:44'36.179

13/07/2024

P = Pits In/Out - C = Lap Time Cancelled

64 W. DOBRZANSKI (1'52.765)							
Lap	Seg.1	Seg.2	Seg.3	Seg.4	Lap Time	km/h	Local Time
1		24.184	37.103	38.709	2'20.073		19:13'26.627
2	45.516	44.815	1'01.641	38.770	3'10.742	173,4	19:16'37.369
3	34.814	34.179	58.443	37.340	2'44.776	127,5	19:19'22.145
4	38.403	40.490	1'00.347	47.453	3'06.693	131,2	19:22'28.838
5	28.243	23.790	34.889	27.950	1'54.872	227,4	19:24'23.710
6	28.024	23.401	46.571	37.244	2'15.240	232,3	19:26'38.950
7	40.210	35.639	57.687	47.988	3'01.524	159,5	19:29'40.474
8	28.819	23.455	36.572	27.489	1'56.335	214,3	19:31'36.809
9	27.802	22.462	35.028	27.473	1'52.765	234,3	19:33'29.574
10	27.914	22.711	35.139	27.666	1'53.430	234,8	19:35'23.004
11	27.585	22.812	44.776			235,8	

Race Time 33'29.625

Race Time 24'16.450

70 K. MRAD (1'52.354)							
Lap	Seg.1	Seg.2	Seg.3	Seg.4	Lap Time	km/h	Local Time
1		24.177	35.274	34.167	2'11.705		19:13'18.259
2	46.427	44.414	59.382	39.731	3'09.954	141,5	19:16'28.213
3	37.012	32.727	58.492	37.447	2'45.678	149,2	19:19'13.891
4	38.348	42.596	58.749	53.171	3'12.864	179,4	19:22'26.755
5	28.325	23.086	34.705	27.776	1'53.892	223,1	19:24'20.647
6	27.477	22.517	40.582	38.387	2'08.963	231,8	19:26'29.610
7	42.742	36.580	52.582	56.516	3'08.420	168,0	19:29'38.030
8	28.894	23.211	35.523	27.796	1'55.424	214,3	19:31'33.454
9	27.376	22.600	34.481	28.006	1'52.463	233,8	19:33'25.917
10	27.308	22.504	34.516	28.026	1'52.354	231,8	19:35'18.271
11	27.691	22.722	34.657	28.042	1'53.112	227,8	19:37'11.383
12	28.329	23.073	34.996	27.985	1'54.383	231,3	19:39'05.766
13	27.442	22.866	34.845	28.040	1'53.193	232,3	19:40'58.959
14	28.233	22.977	35.031	28.305	1'54.546	229,3	19:42'53.505
15	27.773	22.904	35.117	28.176	1'53.970	228,8	19:44'47.475

Race Time 33'40.921

71 M. REHM							
Lap	Seg.1	Seg.2	Seg.3	Seg.4	Lap Time	km/h	Local Time
1		35.658	1'09.564				

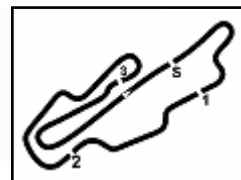
Race Time 8.:83'.4.6

73 E. OLIVIERI (1'51.376)							
Lap	Seg.1	Seg.2	Seg.3	Seg.4	Lap Time	km/h	Local Time
1		23.304	35.235	30.548	2'05.478		19:13'12.032
2	46.300	43.941	59.360	40.877	3'10.478	130,6	19:16'22.510
3	37.044	33.160	56.889	38.916	2'46.009	176,2	19:19'08.519
4	37.816	42.044	1'00.252	56.019	3'16.131	185,2	19:22'24.650
5	27.833	22.496	34.983	27.428	1'52.740	218,2	19:24'17.390
6	29.596	22.374	40.269	38.614	2'10.853	237,4	19:26'28.243
7	42.470	36.837	52.409	57.556	3'09.272	156,1	19:29'37.515
8	28.593	23.312	34.682	27.490	1'54.077	214,7	19:31'31.592
9	27.614	22.576	34.334	27.607	1'52.131	230,3	19:33'23.723
10	27.209	22.304	34.386	27.477	1'51.376	232,8	19:35'15.099
11	27.738	22.413	34.454	27.491	1'52.096	229,8	19:37'07.195
12	27.679	22.423	34.575	27.554	1'52.231	229,8	19:38'59.426
13	27.477	22.382	34.842	27.744	1'52.445	232,8	19:40'51.871
14	27.356	22.442	34.774	27.649	1'52.221	230,3	19:42'44.092
15	27.448	22.280	34.515	27.681	1'51.924	228,8	19:44'36.016

Race Time 33'29.462 + 25.000Pen

77 E. YEH (1'50.863)							
Lap	Seg.1	Seg.2	Seg.3	Seg.4	Lap Time	km/h	Local Time
1		24.402	34.875	33.766	2'10.723		19:13'17.277
2	46.626	43.466	1'00.188	40.150	3'10.430	128,3	19:16'27.707
3	36.738	32.985	58.167	37.858	2'45.748	160,0	19:19'13.455
4	37.832	42.757	58.872	53.772	3'13.233	178,5	19:22'26.688
5	28.575	23.154	34.831	27.524	1'54.084	226,4	19:24'20.772





Aut.Int. Mugello 5.245 m

5 / 5

ACI Racing Weekend Mugello, 13-14 Luglio 2024

Italian F4 Championship - Chronological Analysis Race 2

Start at 19:11'06.554

6	27.952	22.589	40.984	39.064	2'10.589	234,3	19:26'31.361
7	42.241	36.405	53.120	55.523	3'07.289	170,6	19:29'38.650
8	28.594	23.279	35.479	27.810	1'55.162	212,6	19:31'33.812
9	27.402	22.635	34.525	27.638	1'52.200	233,8	19:33'26.012
10	27.587	22.476	34.477	27.775	1'52.315	231,8	19:35'18.327
11	27.048	22.109	34.165	27.541	1'50.863	230,8	19:37'09.190
12	27.189	22.103	34.319	27.461	1'51.072	231,8	19:39'00.262
13	27.244	22.418	34.938	27.837	1'52.437	230,8	19:40'52.699
14	27.259	22.436	34.576	27.919	1'52.190	232,3	19:42'44.889
15	27.312	22.595	34.285	27.643	1'51.835	228,8	19:44'36.724

Race Time 33'30.170

80 A. POWELL (1'50.228)

Lap	Seg.1	Seg.2	Seg.3	Seg.4	Lap Time	km/h	Local Time
1		23.654	34.556	28.570	2'01.757		19:13'08.311
2	46.169	44.521	59.004	39.418	3'09.112	136,7	19:16'17.423
3	38.483	33.578	56.099	38.475	2'46.635	165,1	19:19'04.058
4	38.684	42.067	1'01.707	56.326	3'18.784	155,8	19:22'22.842
5	28.187	22.583	34.285	27.411	1'52.466	223,1	19:24'15.308
6	27.219	22.185	37.375	39.227	2'06.006	235,3	19:26'21.314
7	43.709	37.197	52.409	1'00.561	3'13.876	152,5	19:29'35.190
8	28.619	22.262	34.145	27.216	1'52.242	208,1	19:31'27.432
9	27.017	22.020	34.004	27.239	1'50.280	234,3	19:33'17.712
10	27.127	21.965	33.968	27.168	1'50.228	234,3	19:35'07.940
11	27.079	21.934	33.986	27.265	1'50.264	233,8	19:36'58.204
12	27.036	21.946	34.066	27.344	1'50.392	234,8	19:38'48.596
13	27.101	21.936	34.058	27.288	1'50.383	232,8	19:40'38.979
14	27.172	21.903	33.977	27.320	1'50.372	231,8	19:42'29.351
15	27.215	21.949	34.089	27.342	1'50.595	230,8	19:44'19.946

Race Time 33'13.392

88 L. HODENIUS (1'51.158)

Lap	Seg.1	Seg.2	Seg.3	Seg.4	Lap Time	km/h	Local Time
1		23.869	34.626	32.558	2'08.826		19:13'15.380
2	46.927	43.562	59.971	40.720	3'11.180	111,8	19:16'26.560
3	36.564	32.815	58.183	37.921	2'45.483	174,8	19:19'12.043
4	37.798	42.639	59.051	54.320	3'13.808	187,5	19:22'25.851
5	28.420	22.656	34.573	27.524	1'53.173	223,1	19:24'19.024
6	27.763	22.107	39.834	38.390	2'08.094	231,3	19:26'27.118
7	42.920	36.894	52.173	58.206	3'10.193	133,3	19:29'37.311
8	29.074	23.227	34.897	27.325	1'54.523	211,4	19:31'31.834
9	27.231	22.241	34.232	27.454	1'51.158	235,3	19:33'22.992
10	27.095	22.331	34.508	27.357	1'51.291	231,3	19:35'14.283
11	27.357	22.094	34.388	27.466	1'51.305	233,3	19:37'05.588
12	27.198	22.648	35.413	27.522	1'52.781	231,8	19:38'58.369
13	27.253	22.349	36.152			232,3	

Race Time 27'51.815

92 A. PETROVIC (1'52.166)

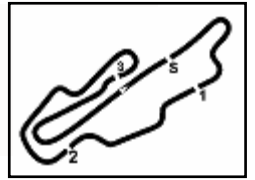
Lap	Seg.1	Seg.2	Seg.3	Seg.4	Lap Time	km/h	Local Time
1		24.006	36.417	36.704	2'16.196		19:13'22.750
2	45.985	44.503	59.375	38.782	3'08.645	169,0	19:16'31.395
3	36.389	33.758	58.677	38.501	2'47.325	151,5	19:19'18.720
4	37.367	42.053	58.538	50.932	3'08.890	136,9	19:22'27.610
5	28.487	23.344	35.524	27.868	1'55.223	227,4	19:24'22.833
6	27.333	22.152	41.804	39.134	2'10.423	232,8	19:26'33.256
7	42.017	36.026	53.512	54.266	3'05.821	168,2	19:29'39.077
8	28.741	23.340	35.225	27.767	1'55.073	216,4	19:31'34.150
9	27.587	22.566	34.548	27.481	1'52.182	234,8	19:33'26.332
10	27.561	22.628	34.694	27.430	1'52.313	233,3	19:35'18.645
11	27.657	22.659	34.837	27.660	1'52.813	235,3	19:37'11.458
12	27.703	22.419	34.742	27.573	1'52.437	231,8	19:39'03.895
13	27.422	22.425	34.743	27.576	1'52.166	229,8	19:40'56.061
14	27.715	22.471	35.147	27.679	1'53.012	229,3	19:42'49.073
15	28.352	22.690	35.286	27.725	1'54.053	228,8	19:44'43.126

Race Time 33'36.572

13/07/2024

P = Pits In/Out - C = Lap Time Cancelled





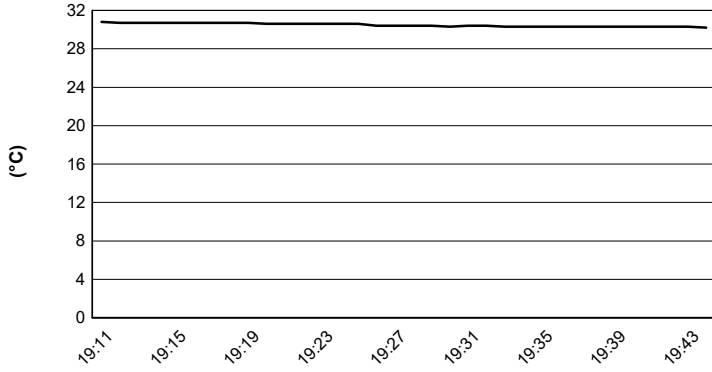
Aut.Int. Mugello 5.245 m

ACI Racing Weekend Mugello, 13-14 Luglio 2024

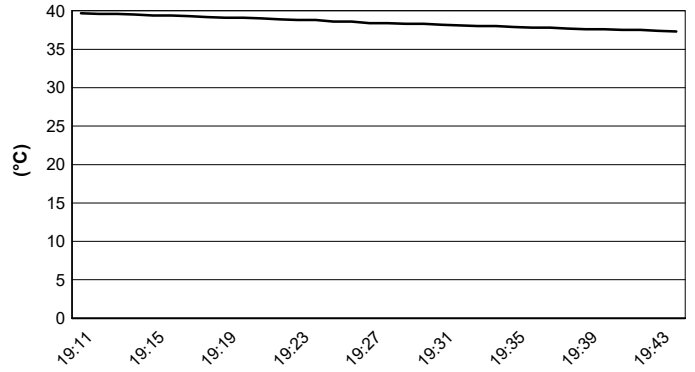
Italian F4 Championship - Weather Report Race 2

Session started 19:11 - Session ended 19:45

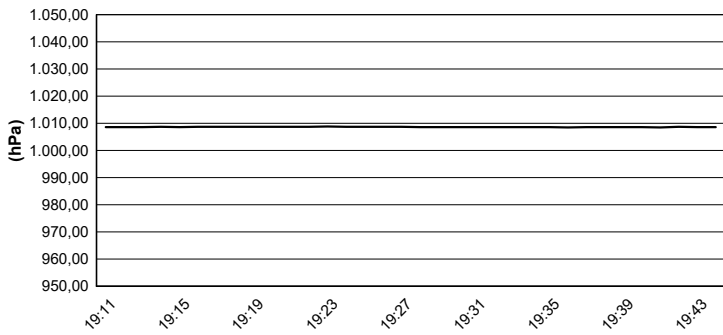
Air Temperature



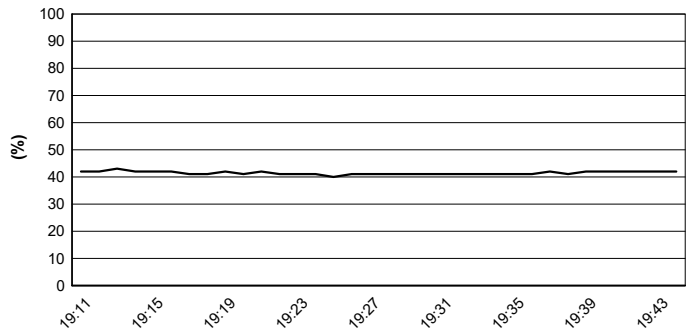
Track Temperature



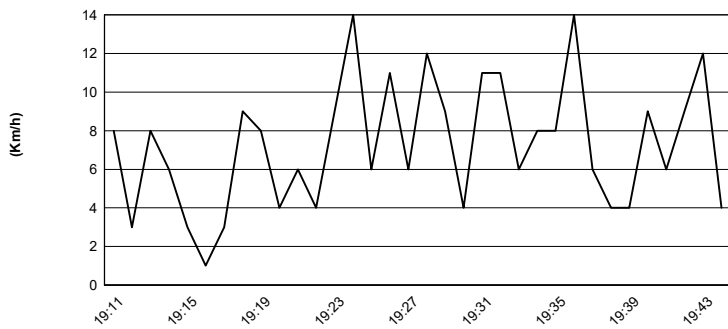
Air Pressure



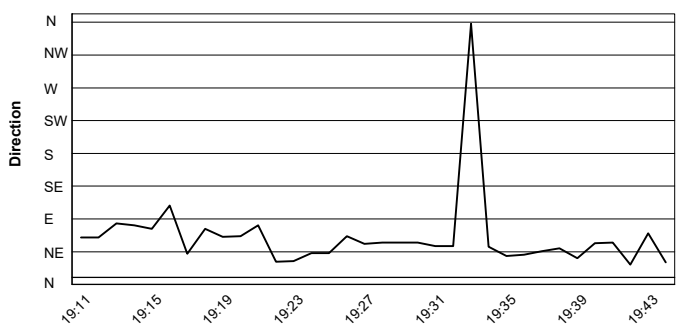
Humidity



Wind Speed

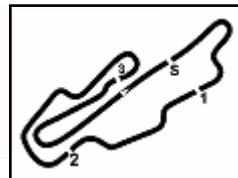


Wind Direction



13/07/2024




ACI Racing Weekend Mugello, 13-14 Luglio 2024
Italian F4 Championship - Starting Grid - Race 2 (Duration: 30' +1 Lap)

Aut.Int. Mugello 5.245 m

18	54	HOLGUIN G. Maffi Racing	Tatuus	64	DOBZANSKI W. AS Motorsport	Tatuus	1'50.580
17	29	BERREBY N. Maffi Racing	Tatuus	52	SAVINKOV O. AKM Motorsport	Tatuus	1'49.497
16	53	ALDEREYAANE O. AKM Motorsport	Tatuus	37	FIorentino F. Cram Motorsport	Tatuus	1'51.139
15	25	WURZ O. Jenzer Motorsport	Tatuus	9	STACK E. PHM AIX Racing	Tatuus	1'49.952
14	62	ROBINSON E. AS Motorsport	Tatuus	92	PETROVIC A. PHM AIX Racing	Tatuus	1'49.501
13	55	RODELLA A. Van Amersfoort Racing	Tatuus	70	MRAD K. PHM AIX Racing	Tatuus	1'49.378
12	88	HODENIUS L. Van Amersfoort Racing	Tatuus	77	YEH E. R-ACE GP	Tatuus	1'49.092
11	3	POPOV M. PHM AIX Racing	Tatuus	8	KOSTIC A. Van Amersfoort Racing	Tatuus	1'49.047
10	19	ANURAG K. US Racing	Tatuus	11	VIISOREANU L. Real Racing	Tatuus	1'48.882
9	23	FRANCOT R. Jenzer Motorsport	Tatuus	16	LARINI D. PHM AIX Racing	Tatuus	1'48.804
8	73	OLIVIERI E. AKM Motorsport	Tatuus	71	REHM M. US Racing	Tatuus	1'48.525
7	10	FERREIRA M. US Racing	Tatuus	12	PRADEL G. US Racing	Tatuus	1'48.479
6	22	FREY E. Jenzer Motorsport	Tatuus	21	ISCHER E. Jenzer Motorsport	Tatuus	1'48.471
5	45	BEEETON J. US Racing	Tatuus	33	STOLCERMANIS T. Prema Racing	Tatuus	1'48.284
4	51	NAKAMURA-BERTA K Prema Racing	Tatuus	50	GOWDA D. Prema Racing	Tatuus	1'48.138
3	36	JONSSON G. Van Amersfoort Racing	Tatuus	80	POWELL A. Prema Racing	Tatuus	1'47.973
2	31	BOHRA A. US Racing	Tatuus	6	YAMAKOSHI H. Van Amersfoort Racing	Tatuus	1'47.900
1	27	SLATER F. Prema Racing	Tatuus	14	AL DHAHERI R. Prema Racing	Tatuus	1'47.792

The Driver n. 64 (Dobrzanski W.) drop of 4 positions per Stewards dec. n. 7
 The Driver n. 52 (Savinkov O.) drop of 6 positions per Stewards dec. n. 9

